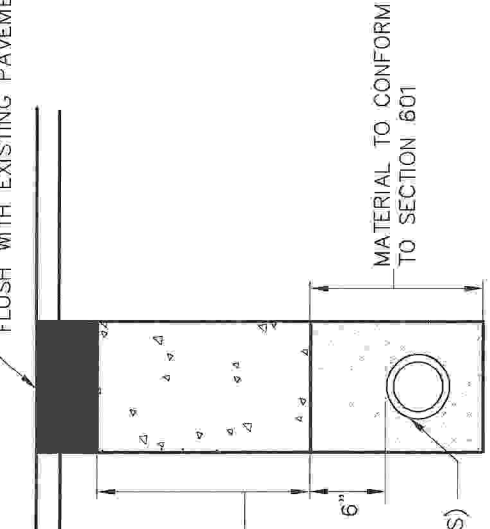


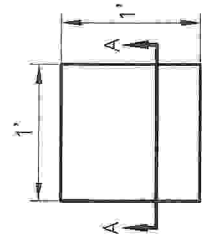
TYPE A OR B PAVEMENT REPAIR  
FLUSH WITH EXISTING PAVEMENT



- FINAL BACKFILL MATERIAL OPTIONS:
- o NATIVE SOIL PER SECTION 601 (TYPE B ONLY)
  - o ABC PER SECTION 702 (TYPE B ONLY)
  - o 1/2-SACK CLSM PER SECTION 728

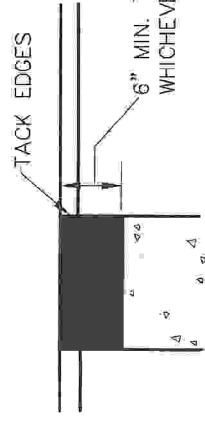
**SECTION VIEW**

**TYPE A PAVEMENT REPAIR**



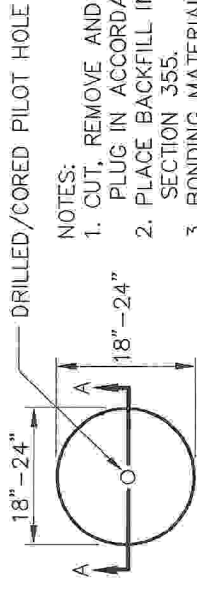
**PLAN VIEW**

- NOTES:
1. DIMENSIONS ARE NOMINAL.
  2. EDGES SHALL BE CUT TO A NEAT VERTICAL FACE.
  3. PLACE CLSM BACKFILL IN ACCORDANCE WITH SECTION 604.
  4. PLACE AGENCY-APPROVED ASPHALT CONCRETE IN MAXIMUM 2" LIFTS.




**SECTION A-A**

**TYPE B PAVEMENT REPAIR**



**PLAN VIEW**

- NOTES:
1. CUT, REMOVE AND REPLACE PAVEMENT. PLUG IN ACCORDANCE WITH SECTION 355.
  2. PLACE BACKFILL IN ACCORDANCE WITH SECTION 355.
  3. BONDING MATERIAL SHALL BE AS SPECIFIED IN SECTION 708.



**SECTION A-A**

DETAIL NO.  
**212**

MARICOPA  
ASSOCIATION of  
GOVERNMENTS  
**STANDARD DETAIL  
ENGLISH**

**UTILITY POTHOLE REPAIR**

REVISED  
01-01-2015

DETAIL NO.  
**212**